

---

# Chrono

Clampable hardware for windows

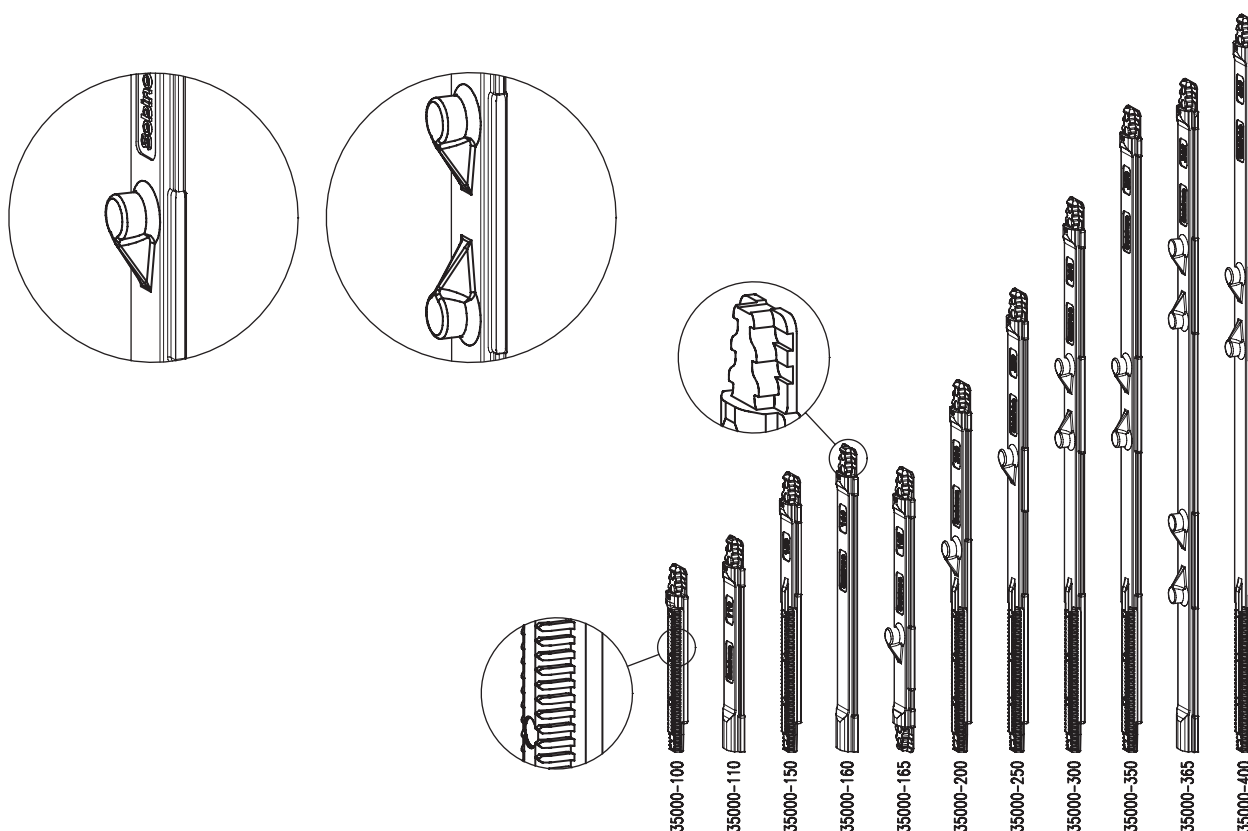
---



**Sobinco**  
OPENS YOUR LIFE

## GENERAL CHARACTERISTICS

- The Chrono window hardware is available in Standard, Plus and Safe SKG/RC version.
- The Chrono hardware is available to suit a frame groove of 14/18 mm or a frame groove of 10/14 mm.
- All parts are made of non-corroding materials.
- Very quick assembly: totally campable system available with visible hinges and with concealed hinges.
- Easy adjustments.
- Very high load bearing capacity.
- Cleverly designed rod connection system consisting of 11 rods with different lengths, made of a solid, fibre-reinforced synthetic material.
- The Chrono system has been tested in accordance with following standards:
  - European standard EN 1026, EN 1027, EN 12207, EN 12208, EN 12210 and EN 12211 for windows 50 m or more above the ground.
  - German standard RAL-GZ 607/3 and QM 328 (EN 13126-8 and EN 1191).





32100-770.1-R

32100-770.1-R

32100-770.1-R

32100-770.1-R

## CHRONO SYSTEMS

### CHRONO STANDARD

- The clampable Chrono Standard hardware consists of standard keeps and synthetic rods with standard locking points.

### CHRONO PLUS

- The clampable Chrono Plus hardware is similar to Chrono Standard, but is supplied with 2 security locking points on the handle side. These are positioned at the corner transmission and tilt bolt. These locking points provide an elementary security against burglary, called 'base security'.
- The security locking point consists of a mushroom head bolt in stainless steel in combination with a special keep in zinc alloy.



### CHRONO SAFE

- To make your windows extra secure against burglary, you should use the high security system Chrono Safe.
- The set contains the following high security parts: stainless steel mushroom head bolts, brass security keeps, zinc alloy anti-lift pieces and protection pieces.
- The high security set should always be operated by a cylinder locking handle, available in different variations.
- Chrono Safe has been awarded with 2 stars by the SKG institute.
- The Chrono Safe RC2 fittings are based on the Chrono Safe SKG\*\* system, with the difference that additional high security keeps are mounted.

## TYPES OF WINDOWS

The Chrono system is available for all window types:

- turn-tilt/ tilt-turn windows.
- side hung windows.
- bottom hung open in windows.
- french casement windows.



## CHRONO HINGES

Specific size ranges in function of the window type and hardware configuration: see catalogue.

### CHRONO VISIBLE HINGES

- Vent weight up to 130 kg (RAL GZ607/3).
- Vent width (Fb) up to 1700 mm and vent height (Fh) up to 2800 mm.
- Ratio of Fb / Fh = max. 1.5

### CHRONO CONCEALED HINGES


#### Chrono Invision Go

- Concealed fittings when the window is closed.
- Vent weights up to 90 kg (RAL GZ607/3).
  - Vent width (Fb) up to 1300 mm.
  - Vent height (Fh) up to 2800 mm.
  - Ratio of Fb / Fh = max. 1.2.
- Vent weights up to 130 kg if Fb = 670-1200 mm and Fh = 1800-2800 mm (window stay is required!).
- Advantages:
  - turning circle with small swing-out:
    - for smaller profiles: no collision with window frame.
    - maximum opening angle of 100°.
  - easy installation.
  - Large adjustment range.
- Optional window stay:
  - restricted opening at 90°.
  - arm is easy to install via click system.
  - for ventilation vents: available with restricted opening at 60° and at 90°.



#### Chrono Invision Pro

- Concealed fittings when the window is closed.
- Vent weight up to 170 kg for all window dimensions (RAL GZ607/3).
- Vent weight up to 200 kg for all balcony doors (RAL GZ607/3).
- Vent width (Fb) up to 1700 mm and vent height (Fh) up to 2800 mm.
- Ratio of Fb / Fh for windows < 130 kg = max 1.5.
- Ratio of Fb / Fh for windows > 130 kg = max 1.
- Advantages:
  - inventive, secure turn movement.
  - anti-lift security.



# Extra anti-slam shut device

## DESCRIPTION

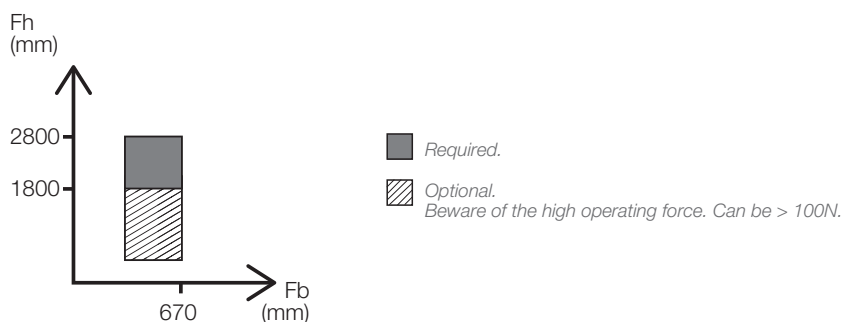
The extra anti-slam shut device - **which can be installed afterwards** - is a component that generates a higher **tilt force**, thus **preventing the vent from closing unintentionally from its tilt position**, without losing sight of user convenience. The device can be quickly and easily installed on the long part of the smallest link arm. The additional device is available as a left-hand and a right-hand variant.

## CHARACTERISTICS

- Made of non-corroding materials.
- High corrosion resistance class 4 - EN1670.

### CHRONO INVISION GO AND VISIBLE HINGES

- For a vent width up to 670 mm and a vent height of 1800 to 2800 mm: **required**.
- For a vent width up to 670 mm and a vent height up to 1800 mm: **optional**.




### CHRONO INVISION PRO

For a vent width of up to 670 mm and a vent height of up to 2800 mm: **optional**.



## ADVANTAGES

- Large size range.
- Can be installed afterwards.
- Easy installation (double sided tape).



**We are Sobinco. We get things done.** We specialise in the development and production of innovative locking systems and components for the aluminium windows and doors industry.

At Sobinco **the entire production process takes place under one roof.** In this way we are able to manage and control the value creation chain from start to finish. This gives us **great flexibility** and allows us **to attain sustainable results over the short term.**

**Innovation is our passion.** Our creativity, expertise and craftsmanship provide a guarantee of added value which translates into **high-quality products, easy assembly, modularity, sustainability and aesthetic comfort.**

Driven by this passion, **our team** at all times endeavours to **improve our current products and develop new ones.** To this end, we listen to the market and to our customers.

We use **high-quality materials** for our product development. These products are **exhaustively tested in line with the strictest of guidelines and quality requirements.** Every product must satisfy these as a minimum and their ratings often exceed the required standards.

We have a **strong customer focus.** Not only in the development of our products, but also in our after-sales support, during the installation process and even long afterwards.

Sobinco is a financially viable and high-tech environment where our specialists can focus on their strengths. With more than 60 years in the business, you can rest assured that we are a reliable partner, ready to seize the opportunity. Nevertheless, we remain approachable. In short, **a family atmosphere, where there is mutual respect** for management, customers, partners and employees.

**We are Sobinco. We get things done. We listen. We think in terms of opportunities. We are not afraid to roll up our sleeves.**

VAN PARYS FAMILY

PEOPLE

COMPLETE SERVICE

VERTICAL INTEGRATION

Listen. Think. Do.

SUSTAINABLE GROWTH

INNOVATION

TOP QUALITY

FITTINGS FOR ALUMINIUM WINDOWS & DOORS

Waregemstraat 5 - 9870 Zulte - Belgium

T +32 9 388 88 81 - F +32 9 388 88 21

commercial@sobinco.com

[www.sobinco.com](http://www.sobinco.com)

**Sobinco**  
OPENS YOUR LIFE